

2011/2012 – 2015/2016

MARION COUNTY
TRANSPORTATION IMPROVEMENT PROGRAM



Marion
County
FLORIDA

MARION COUNTY BOARD OF COUNTY COMMISSIONERS


STAN McCLAIN, CHAIRMAN

TIP2011

Date June 21, 2011

TABLE OF CONTENTS

Board Members and Staff.....2

Summary.....3

Phase/Funding Codes.....4

Projects List.....5

Revenues/Expenditures Summary.....8

Map.....9

**MARION COUNTY BOARD OF COUNTY COMMISSIONERS
601 SE 25th AVENUE
OCALA, FLORIDA 34471**

COMMISSIONER STAN McCLAIN, CHAIRMAN
DISTRICT 3

COMMISSIONER CHARLIE STONE, VICE CHAIRMAN
DISTRICT 5

COMMISSIONER MIKE AMSDEN
DISTRICT 1

COMMISSIONER KATHY BRYANT
DISTRICT 2

COMMISSIONER CARL ZALAK, III
DISTRICT 4

STAFF PREPARING THE TIP

Mounir Bouyounes, PE
Don Atwell, PE
Mike McCain, PE
Loretta Beam

County Engineer
Assistant County Engineer
Project Manager III
Engineering Technician III

SUMMARY

The Marion County Transportation Improvement Program (TIP) lists the anticipated projects throughout Marion County for the next five years. Projects include new construction, total reconstruction, resurfacing, intersection improvements, traffic signal installations, lane additions, traffic management systems, and others.

The TIP is revised on an annual basis prior to the budget completion. Every year the project costs and schedules are updated. Also, the five-year time frame is revised to reflect the addition of the new fiscal year and the new projects for that year.

The selection of all the projects listed in the TIP is based on information from the prior TIP, the Office of the County Engineer, the Planning Department, and the Transportation Planning Organization (TPO) Long Range Plan. Reconstruction projects, resurfacing projects, intersection improvement projects, and turn lanes are identified by the Office of the County Engineer. Construction of new lanes and new roads are identified by the TPO, Planning Department, and Office of the County Engineer based on the approved Long Range Plan.

After staff at the Office of the County Engineer identifies all the projects, a schedule is prepared according to the availability of funds over the five-year period. This schedule is then presented to the Board of County Commissioners for adoption.

PHASE CODES

The following codes explain the different phases of the project from start to finish.

Code	Phase Information
PE	Preliminary Engineering
DES	Design
ROW	Right-of-Way
CST	Construction
DES/CST	Design & Construction

FUNDING CODES

The following codes explain how each phase of the project is being funded.

Code	Fund Information
BOND1	Bonded Funds - Phase 1 (309000)
BOND2	Bonded Funds - Phase 2 (309000)
CIP	CIP Capital Projects (304000)
GT	80% Gas Tax Construction (103000)
GT2	2 nd Local Option Fuel Tax (109000)
IF1	Impact Fee - District 1 (125000)
IF2	Impact Fee - District 2 (126000)
IF3	Impact Fee - District 3 (127000)
IF4	Impact Fee - District 4 (128000)
ST	Surtax Capital Projects (305000)
TM	Transportation Maintenance (105000)

MARION COUNTY 5-YEAR TRANSPORTATION IMPROVEMENT PROGRAM

#	Name	Description	Phase Code	Fund Code	2011/12	2012/13	2013/14	2014/15	2015/16
Capacity Projects									
A1	NW 49th St/NW 35th St Ph 1a (TPO LRTP Category #2) From: 3000' W of NW 27th Ave To: NW 27th Ave	New 4 Lane Divided 0.6 miles	PE DES ROW-A ROW-A ROW-A CST CST CST	IF1 IF1 ST IF1 CIP CIP TM GT2	\$398,231 \$85,600 \$55,669 \$51,382 \$1,465,109 \$408,509				
A2	NW 49th St/NW 35th St Ph 1b (TPO LRTP Category #2) From: NW 27th Ave To: US 441	Add 2 Lanes 1.5 miles	PE DES ROW-A CST CST CST	IF1 IF1 GT2 GT2 BOND1 BOND2	\$3,050,000 \$22,091 \$6,899,100 \$991,309				
A3	NW 49th St/NW 35th St Ph 2 (TPO LRTP Category #2) From: NW 44th Ave To: 3000' W of NW 27th Ave	New 4 Lane Divided 1.0 miles	PE DES ROW-A ROW-J CST	IF1 IF1 IF1 IF1 IF1			\$600,000 (Additional Funds Needed)	\$400,000	\$400,000
B1	NW/NE 35th St Ph 1 (TPO LRTP Category #1) From: US 441 To: 200A	Add 2 Lanes 1.4 miles 8,900 VTPD	PE DES DES ROW-A ROW-J CST	IF2 IF2 IF2 IF2 IF2 IF2	\$1,600,000	\$100,000	\$300,000	\$300,000	\$200,000
B2	NW/NE 35th St Ph 2 (TPO LRTP Category #1) From: 200A To: NE 25th Ave	Add 2 Lanes 1.2 miles 9,000 VTPD	PE DES ROW-A ROW-J CST	IF2 IF2 IF2 IF2 IF2	\$665,000			(Additional Funds Needed)	\$100,000
C1	SE 92nd Loop Ph 1 (TPO LRTP Priority #1) From: 1/2 mile S of CR 25 To: SR 35 @ SE 92nd Place Rd	New 4 Lane Divided 3.4 miles	PE DES ROW-A ROW-A ROW-J CST	BOND2 BOND2 BOND2 TM BOND2 BOND2	\$5,078,900 \$4,816,000				
C2	SE 92nd Loop Ph 2 (TPO LRTP Priority #1) From: US 441 South To: 1/2 mile S of CR 25	New 4 Lane Divided 1.8 miles	PE DES ROW-A ROW-A ROW-J CST	IF3 IF3 IF3 BOND2 IF3 IF3	\$1,000,000	\$2,000,000	\$900,000	\$800,000	\$600,000
D1	SW 42nd St Flyover (TPO LRTP Category #1) From: SR 200 To: SW 27th Ave	New 4 Lane Divided w/ I-75 Overpass 1.5 miles	PE DES ROW-A ROW-J CST CST	BOND2 BOND2 BOND2 BOND2 TM BOND2	\$7,850,000 \$5,471,050				
D2	SW 38th Ave/SW 40th Ave (TPO LRTP Category #1) From: SW 66th St To: SW 42nd St Flyover	New 4 Lane Divided 2.1 miles	PE DES ROW-A ROW-J CST	IF4 IF4 IF4 IF4 BOND2	\$500,000 \$1,100,000		\$3,400,000	\$3,400,000	
D3	SW 38th Ave (TPO LRTP Category #1) At: SW 66th St	New 4 Lane Divided w/ Underpass @SW 66th St 0.1 miles	PE DES ROW-A ROW-J CST	IF4 IF4 IF4 IF4 IF4	\$20,000 \$250,000	(Plans Modification)	\$800,000	\$800,000	
D4	SW 49th Ave/SW 38th Ave Ph 3 (TPO LRTP Category #1) From: SW 95th St To: SW 66th St	New 4 Lane Divided 3.1 miles	PE DES ROW-A ROW-J CST	IF4 IF4 IF4 IF4 IF4	\$296,200		\$200,000	\$1,400,000	
D5	CR 484 (TPO LRTP Category #3) From: SW Hwy 200 To: Marion Oaks Course	Add 2 Lanes 6.9 miles 7,000 VTPD	PE DES ROW-A ROW-J CST	IF4 IF4 IF4 IF4 IF4			(Additional Funds Needed)	(In-House) \$200,000	\$1,700,000

MARION COUNTY 5-YEAR TRANSPORTATION IMPROVEMENT PROGRAM

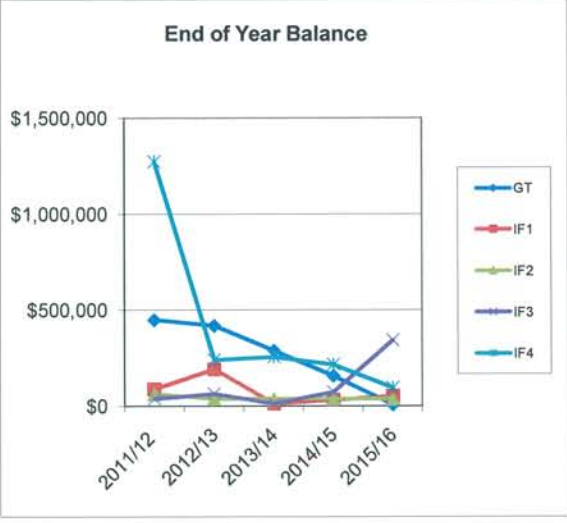
#	Name	Description	Phase Code	Fund Code	2011/12	2012/13	2013/14	2014/15	2015/16
Intersection Projects									
INT1	CR 25 From: SE 104th Ter To: SE 108th Terrace Rd	Add Turn Lanes	DES ROW CST	TM TM TM	(In-House) \$335,000	\$450,000			
INT2	CR 475 at SE 145th St (CR 475A)	Add Traffic Signal Add 4 Turn Lanes	DES ROW CST	IF4 IF4 IF4	(In-House) \$390,000				
INT3	CR 475 at SE/SW 52nd St	Add Traffic Signal Add Turn Lanes	DES ROW CST	IF4 IF4 IF4	(In-House) \$345,900				
INT4	SW 66th St at CR 475A	Add Turn Lanes and Signal Modifications	DES ROW CST	IF4 IF4 IF4		(In-House) \$148,600	\$525,000		
INT5	NW 100th St at NW 60th Ave	Adjust Vertical Alignment to Improve Sight Distance	DES ROW CST	GT GT GT	(In-House) \$290,000				
INT6	CR 25 at SE 92nd Ct	Modify Signal Intersection Improvements	DES ROW CST	IF3 IF3 IF3	(In-House) \$275,000				
INT7	CR 25 at CR 25A	Install Traffic Signal	DES ROW CST	IF3 IF3 IF3	(In-House) \$144,400				
INT8	SW 110th St at US 41	Install Connection to SW 200th Ave	DES ROW CST	IF4 IF4 IF4	(FDOT at no charge) \$250,000				
INT9	CR 464 at Pine Rd	Modify Traffic Signal and Turn Lanes	DES ROW CST	IF3 IF3 IF3		(In-House) \$185,000			
INT10	SW 60th Ave at SW 85th St	Install Traffic Signal	DES ROW CST	IF4 IF4 IF4	(In House) \$125,000				
INT11	SW 103rd Street Rd at SW 49th Ave	Install Traffic Signal Add 4 Turn Lanes	DES ROW CST	IF4 IF4 IF4		(In-House) \$390,000			

MARION COUNTY 5-YEAR TRANSPORTATION IMPROVEMENT PROGRAM

#	Name	Description	Phase Code	Fund Code	2011/12	2012/13	2013/14	2014/15	2015/16
Rehabilitation Projects									
R1	CR 318 Phase 1 From: Hwy 301 To: NE 52nd Ct	Widen, Drainage, Curve, & Overlay 3.0 mi / 3,000 ADT	DES ROW CST	GT GT GT	(In-House) \$140,000 \$1,471,000				
R2	Sunset Harbor Rd From: SE 155th St To: SE 159th St	Safety Improvements & Drainage 0.6 mi / 4,800 ADT	DES ROW CST	GT GT GT					(In-House) \$40,000 \$260,000
R3	CR 35 From: SR 40 To: NE 35th St	Drainage, Overlay, & Curb and Gutter 0.4 mi / 7,800 ADT	DES ROW CST	GT GT GT	(In-House) \$28,000 \$343,900				
R4	SE 110th St From: S Hwy 475 To: SE 36th Ave (CR 467)	Reconstruct, Guardrail Drainage, Widen Shoulder Sight Distance 3.0 mi / 2,100 ADT	DES ROW CST	GT GT GT	(In-House) \$700,000	\$740,000 \$2,780,000			
R5	CR 318 From: Levy County Line To: CR 329	Guardrail, Drainage, Widen, & Overlay 6.9 mi / 1,600 ADT	DES ROW CST	GT GT GT	(In-House) \$2,796,100				
R6	SE 95th St From: SE 7th Avenue Rd To: Segment End E of S US Hwy 441	Overlay & Reestablish Ditches 2.7 mi / 5,700 ADT	DES ROW CST	GT GT GT	(In-House) \$899,700				
R7	NE Hwy 316 From: NE 90th Street Rd To: W Hwy 316	Widen Shoulder, Resurface, Guardrail 6 mi / 3,800 ADT	DES ROW CST	GT GT GT			(In-House) \$3,650,000		
R8	W Hwy 326 From: 500' W of NW 90th Ave To: 2000' W of I-75	Widen, Minor Drainage, Resurface, & Stabilize Shoulders 4.3 mi / 5,900 ADT	DES ROW CST	GT GT GT	(In-House) \$1,670,000				
R9	SE 145th St (CR 475A) From CR 484 To: CR 475	Widen, Minor Drainage, Resurface, & Stabilize Shoulders 3.0 mi / 6,300 ADT	DES ROW CST	GT GT GT				(In-House) \$1,200,000	
R10	NW 130th St From: Levy County Line To: NW 160th Ave	Resurface 1.0 mi / 500 ADT	DES ROW CST	GT GT GT	(In-House) \$161,000				
R11	S Hwy 314A From: SE 24th Street Rd To: SR 40	Resurface, Minor Drainage, Widen Shoulder 2.2 mi / 5,600 ADT	DES ROW CST CST	GT GT TM GT			(FDOT LAP)	(In-House) \$650,000 \$686,400	
R12	SE 145th St (CR 475A) From SE 47th Ave To: US 301	Resurface 1.7 mi / 3,600 ADT	DES ROW CST	GT GT GT				(In-House) \$329,700	
R13	SE Hwy 484 From: SE 122nd Pl To: SE 132nd Street Rd	Resurface 0.9 mi / 10,000 ADT	DES ROW CST	GT GT GT				(In-House) \$259,730	
R14	SW 80th Ave From: SW 38th St To: SW 90th St	Minor Drainage, Resurface, & Stabilize Shoulders 3.8 mi / 7,600 ADT	DES ROW CST	GT GT GT				(In-House) \$1,215,889	
R15	S Hwy 314A From: SE 47th Street Rd To: SE Hwy 464C	Resurface, Drainage 4.9 mi / 5,293 ADT	DES ROW CST	GT GT GT					(In-House) \$1,530,000
R16	W Hwy 326 From: US 27 To: 500' W of NW 90th Ave	Widen, Minor Drainage, Guardrail, & Stabilize Shoulders 4.3 mi / 3,740 ADT	DES ROW CST	GT GT GT					(In-House) \$1,920,000
Traffic Management System Projects									
TMS1	SR 35 (Baseline) From: SR 40 To: CR 464	2.3 miles Completion of Wireless Communication to TMS	DES/CST	IF3 IF3 IF3	\$100,000				
Miscellaneous									
M1	Misc Drainage Repair Various Locations	Extend Culverts, Reestablish Ditches, Address Road Flooding	DES CST	TM TM	(In-House) \$600,000				
M2	Sidewalk Program Bellevue Schools	Install Sidewalks from US 441 to Bellevue Middle School	DES CST	TM TM	(In-House) \$265,000				
M3	Shoulders CR 314A from NE 6th St to NE 30th Ln	Widen Shoulder & Improve Curve South of SE 65th Ln	DES CST	TM TM		(In-House) \$883,000			
M4	CR 225 RSA from US 27 to CR 318	Widen Shoulder, Drainage, & Signage	DES CST	TM TM	\$66,415	(In-House)	\$371,950	\$371,950	
M5	Pavement/Bridge Repair List of Roads to be Approved by BCC	Microsurface, Chip Seal, Resurfacing, & Bridge Repair	DES CST	TM TM	\$1,500,000				
M6	Striping List of Roads to be Approved by BCC	Replace Pavement Markings & RPM's on ~ 142 miles	DES CST	TM TM	\$600,000				
M7	Guardrail Various Locations	Guardrail Installation and Upgrade	DES CST	TM TM	(In-House) \$300,000				

MARION COUNTY 5-YEAR TRANSPORTATION IMPROVEMENT PROGRAM

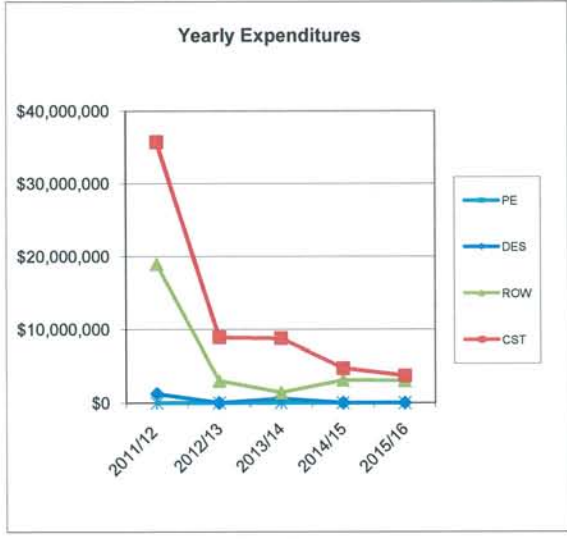
#	Name	Description	Phase Code	Fund Code	2011/12	2012/13	2013/14	2014/15	2015/16
---	------	-------------	------------	-----------	---------	---------	---------	---------	---------



Begin Balance	TM	\$3,529,443	\$2,527,811	\$3,336,429	\$4,033,097	\$4,218,765
Revenues	TM	\$12,335,000	\$12,888,000	\$12,963,000	\$13,102,000	\$13,241,000
Reimbursement	TM		\$265,000			
Reimbursement	TM		\$883,000			
Transfer	TM	\$1,465,109				
Reimbursement	TM	\$745,500				
Reimbursement	TM	\$847,250				
Reimbursement	TM	\$66,415				
Reimbursement	TM	\$190,000				
Reimbursement	TM	\$4,816,000				
Reimbursement	TM	\$6,550,000				
Reimbursement	TM	\$1,300,000				
Reimbursement	TM	\$375,000				
Expenditures	TM	\$29,691,906	\$13,227,382	\$12,266,332	\$12,916,332	\$11,894,382
End Balance	TM	\$2,527,811	\$3,336,429	\$4,033,097	\$4,218,765	\$5,565,383

Begin Balance	BOND1	\$8,024,110	\$1,125,010	\$1,125,010	\$1,125,010	\$1,125,010
Bond Amount	BOND1	\$0				
Expenditures	BOND1	\$6,899,100	\$0	\$0	\$0	\$0
End Balance	BOND1	\$1,125,010	\$1,125,010	\$1,125,010	\$1,125,010	\$1,125,010

Begin Balance	BOND2	\$24,879,069	\$12,337,810	\$6,937,810	\$3,537,810	\$3,537,810
Bond Amount	BOND2	\$0				
Expenditures	BOND2	\$12,541,259	\$5,400,000	\$3,400,000	\$0	\$0
End Balance	BOND2	\$12,337,810	\$6,937,810	\$3,537,810	\$3,537,810	\$3,537,810



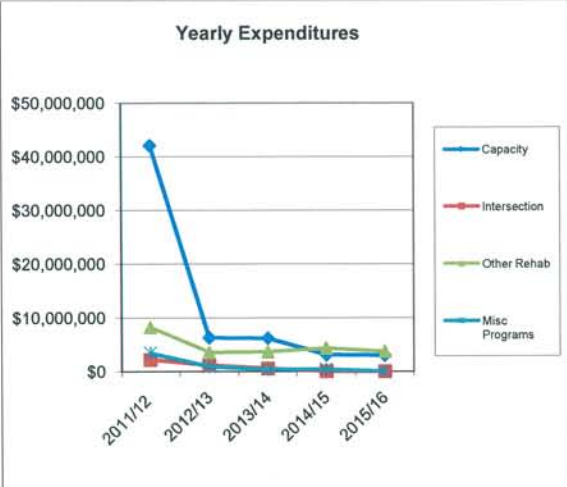
Begin Balance	GT	\$5,661,494	\$448,794	\$418,794	\$288,794	\$157,075
Revenues	GT	\$3,287,000	\$3,490,000	\$3,520,000	\$3,560,000	\$3,600,000
Expenditures	GT	\$8,499,700	\$3,520,000	\$3,650,000	\$3,691,719	\$3,750,000
End Balance	GT	\$448,794	\$418,794	\$288,794	\$157,075	\$7,075

Begin Balance	IF1	\$146,175	\$85,575	\$190,575	\$10,575	\$30,575
Revenues	IF1	\$25,000	\$105,000	\$420,000	\$420,000	\$420,000
Credits	IF1					
Expenditures	IF1	\$85,600	\$0	\$600,000	\$400,000	\$400,000
End Balance	IF1	\$85,575	\$190,575	\$10,575	\$30,575	\$50,575

Begin Balance	IF2	\$2,311,906	\$61,906	\$36,906	\$36,906	\$36,906
Revenues	IF2	\$15,000	\$75,000	\$300,000	\$300,000	\$300,000
Credits	IF2					
Expenditures	IF2	\$2,265,000	\$100,000	\$300,000	\$300,000	\$300,000
End Balance	IF2	\$61,906	\$36,906	\$36,906	\$36,906	\$36,906

Begin Balance	IF3	\$476,262	\$37,862	\$62,862	\$12,862	\$72,862
Revenues	IF3	\$81,000	\$210,000	\$850,000	\$860,000	\$870,000
Credits	IF3					
Expenditures	IF3	\$519,400	\$185,000	\$900,000	\$800,000	\$600,000
End Balance	IF3	\$37,862	\$62,862	\$12,862	\$72,862	\$342,862

Begin Balance	IF4	\$4,618,636	\$1,274,536	\$240,936	\$255,936	\$215,936
Revenues	IF4	\$33,000	\$405,000	\$1,640,000	\$1,660,000	\$1,680,000
Credits	IF4	\$100,000	\$100,000	\$100,000	\$100,000	\$100,000
Expenditures	IF4	\$3,277,100	\$1,338,600	\$1,525,000	\$1,600,000	\$1,700,000
End Balance	IF4	\$1,274,536	\$240,936	\$255,936	\$215,936	\$95,936



Begin Balance	GT+IF	\$13,214,472	\$1,908,672	\$950,072	\$605,072	\$513,353
Revenues	GT+IF	\$3,441,000	\$4,285,000	\$6,730,000	\$6,800,000	\$6,870,000
Credits	GT+IF	\$100,000	\$100,000	\$100,000	\$100,000	\$100,000
Expenditures	GT+IF	\$14,646,800	\$5,143,600	\$6,975,000	\$6,791,719	\$6,750,000
End Balance	GT+IF	\$1,908,672	\$950,072	\$605,072	\$513,353	\$533,353

PE	\$0	\$0	\$0	\$0	\$0
DES	\$1,251,415	\$0	\$600,000	\$0	\$0
ROW	\$18,933,600	\$2,988,600	\$1,400,000	\$3,100,000	\$3,040,000
CST	\$35,685,550	\$8,888,000	\$8,746,950	\$4,713,669	\$3,710,000
CEI	\$0	\$0	\$0	\$0	\$0
CTRB	\$0	\$0	\$0	\$0	\$0

Capacity	\$42,074,150	\$6,300,000	\$6,200,000	\$3,100,000	\$3,000,000
Intersection	\$2,155,300	\$1,173,600	\$525,000	\$0	\$0
Other Rehab	\$8,209,700	\$3,520,000	\$3,650,000	\$4,341,719	\$3,750,000
Misc Programs	\$3,431,415	\$883,000	\$371,950	\$371,950	\$0

